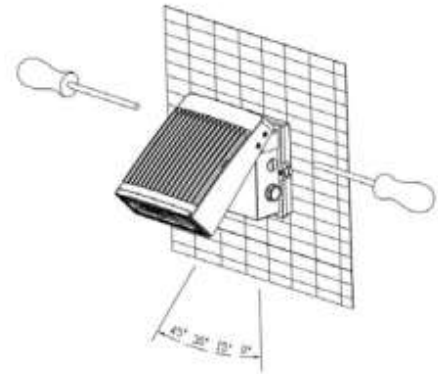




13046 Race Track Rd. #187
Tampa, FL 33626
(813) 463-2420
www.eag-led.com

WALL PACK ULTRA LIGHT



Advantages

- UL cUL DLC certificate
- Phillips Lumileds Chip
- High CRI
- IP65 driver, Input voltage 100-277Vac
- No UV or IR in the beam
- Light is soft and uniform, Safe to eyes
- Energy saving, Long lifespan
- Instant start, NO flickering, NO humming
- Green and eco-friendly without mercury.

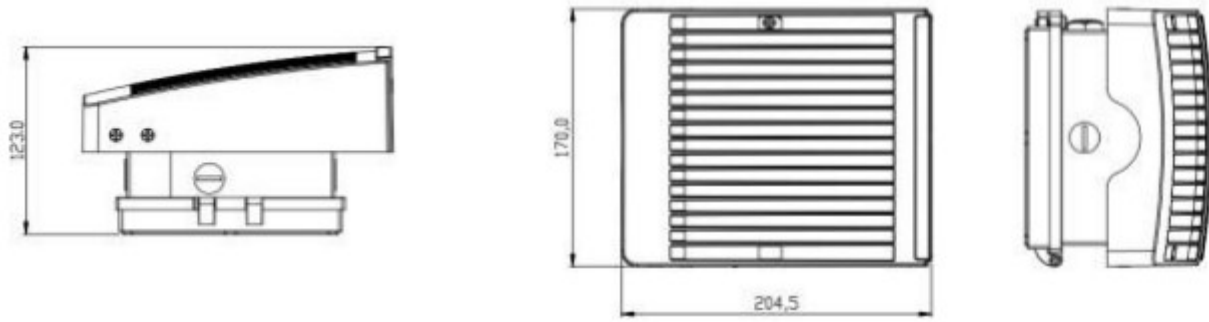
Applications

- Entrance lighting, courtyard lighting
- Industrial lighting, hotels, build
- Outdoor landscaping
- Residential areas



13046 Race Track Rd. #187
 Tampa, FL 33626
 (813) 463-2420
 www.eag-led.com

WALL PACK ULTRA LIGHT



Technical Specifications

Color Temperature	4000 – 5700K	Waterproof Rating	IP65
CRI	>70	Operating Temperature	-20°C TO 45°C
Lumen Efficacy	110-120LM/W	Operating Humidity	20% - 90% RH
Input Power	35W	Storage Temperature	-30°C TO 80°C
Viewing Angle	100*50	Storage Humidity	10% - 95% RH
Input Voltage	50-60 HZ	Application	Outdoor
Operating Hours	50,000	Certification	UL cUL DLC
PFC	>.9	Housing	Aluminum

Product Specifications		Materials	
Product Name	LED Wall Pack Ultra Light	LED Brand	Phillips Lumileds
Part Number	EAG-WPU-35W	LED Type	Luxeon 3030 2D (1.5W)
Dimension	204.5*170*123mm	Optional Accessory	Photocell

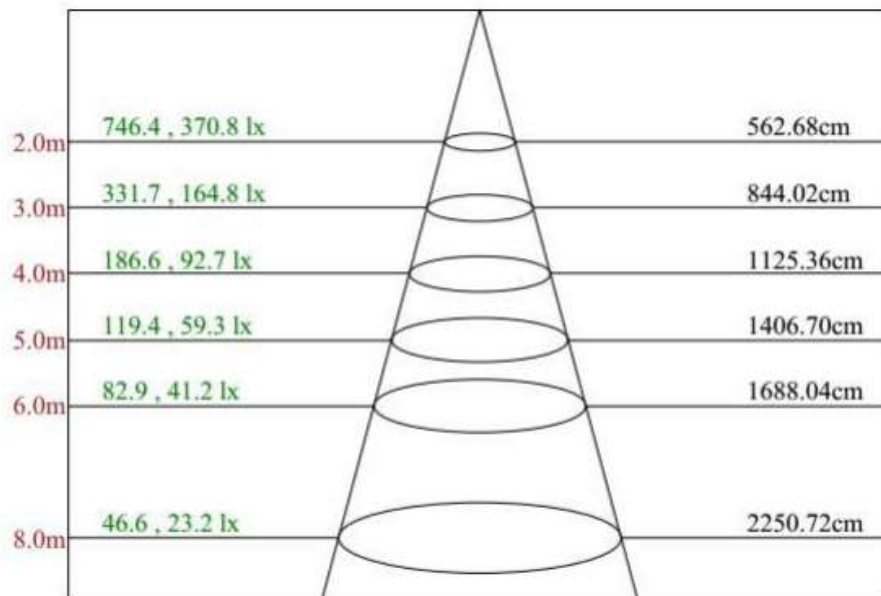
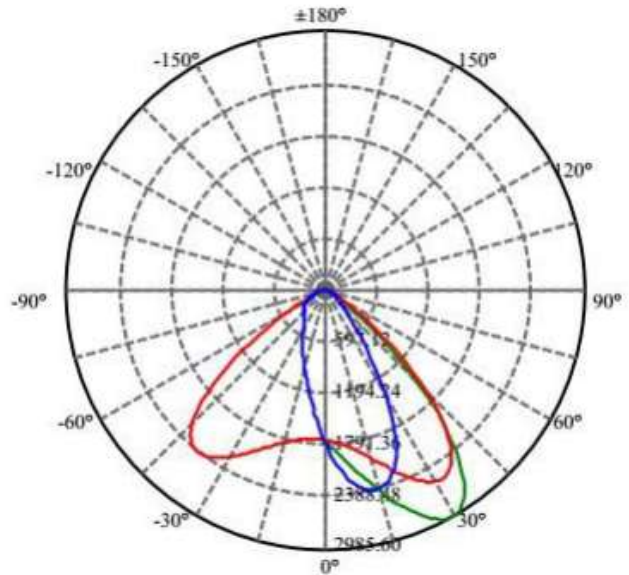


13046 Race Track Rd. #187
 Tampa, FL 33626
 (813) 463-2420
 www.eag-led.com

WALL PACK ULTRA LIGHT

Testing Parameters

Lumens(lm): 3940.82
 Efficiency(%): 0.00%
 Lumens(lm)/Power(W): 115.23
 Central intensity(cd): 1745.208
 Maximum intensity(cd): 2985.597
 Angle of maximum intensity: C=22.5 γ=29.0
 Beam Angle(50%Imax): [C0/180]Total=101.0
 [C90/270]Total=40.9
 Field angle(10%Imax): [C0/180]Total=125.1
 [C90/270]Total=110.6
 Maximum s/h(1/2): C0_180=1.88 C90_270=1.17
 Maximum s/h(1/4): C0_180=1.70 C90_270=1.00
 Up flux rate of lamp(%): 0.00%
 Down flux rate of lamp(%): 0.00%
 Up flux rate of LUM(%): 0.11%
 Down flux rate of LUM(%): 99.89%
 CIE Type : Direct lighting
 Output flux ratio in π solid angle : 91.811%



Max , Ave Beam angle of C22.5plane107.97