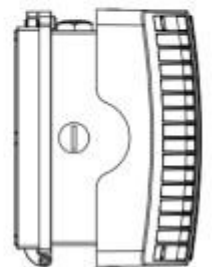
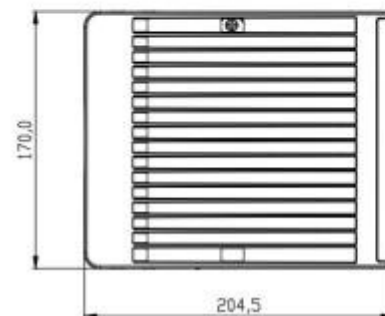
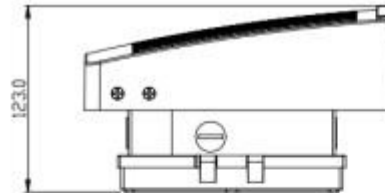


EAG-LED WALL PACK ULTRA EAG-WPU-35W

Advantage:

- UL cUL DLC certificate
- Philips Lumileds Chip, high CRI
- IP65 driver, input voltage 100-277VAC
- No UV or IR in the beam
- Energy efficient, long lifespan
- Light is soft and uniform, safe to eyes
- Instant start, NO flickering, NO humming
- Green and eco-friendly without mercury.



Application:

- Entrance lighting, courtyard lighting;
- Industrial lighting, Outdoor landscape lighting;
- Building, The hotel;
- All kinds of residential areas.



TECHNICAL DATA SHEET

Product Specifications

Product name	EAG-LED Wallpack Ultra Light
Part No	EAG-WPU-35W
Dimension	204.5*170*123mm

Technical Characteristic

Color temperature	4000K	5000K	5700K
CRI	>70		
Lumen	3850-4200LM		
Lumen Efficacy	110-120LM/W		
Input Power	35W		
Viewing Angle	100°50°		
Input Voltage	100-277VAC	50/60Hz	
Driver model	China Brand Driver		
PF	>0.9		
Waterproof Rating	WET (IP65)		

Materials

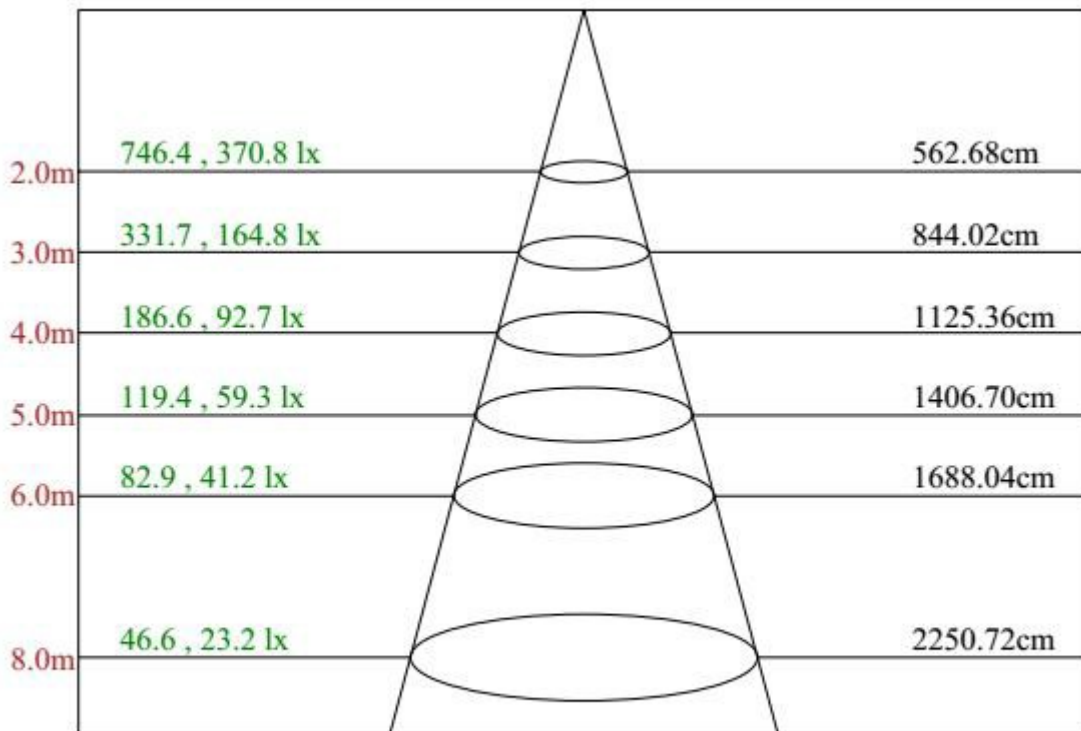
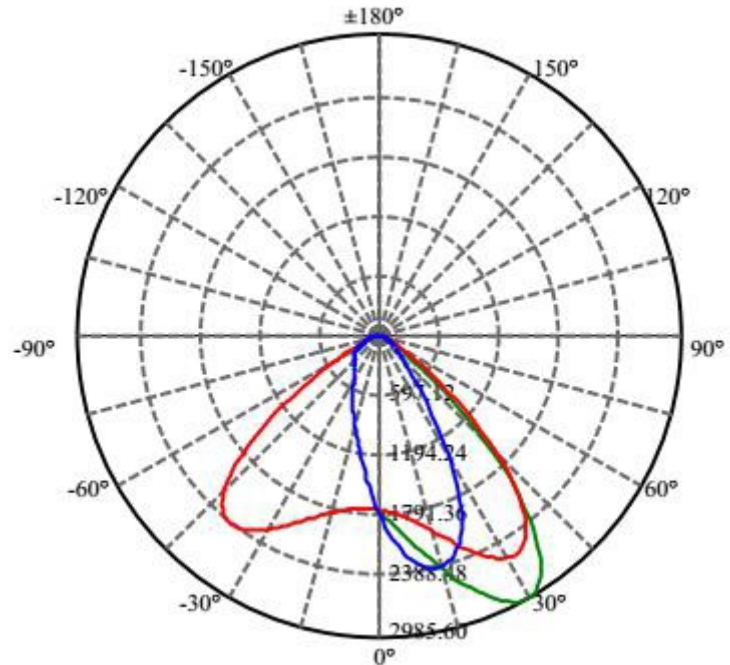
LED Brand	PHILIPS LUMILEDS
LED Type	LUXEON 3030 2D (1.5W)
LED QTY	49 PCS
Housing	Aluminum
Optional Accessory	Photocell

Others

Operating Temperature	-20℃ TO 45℃
Operating Humidity	20%-90% RH
Storage Temperature	-30℃ TO 80℃
Storage Humidity	10%-95%
Application	Outdoor
Safety Certification	UL、cUL、DLC
Operating Time	50,000hrs

Light Distribution Testing Parameters

Lumens(lm): 3940.82
 Efficiency(%): 0.00%
 Lumens(lm)/Power(W): 115.23
 Central intensity(cd): 1745.208
 Maximum intensity(cd): 2985.597
 Angle of maximum intensity: C=22.5 γ=29.0
 Beam Angle(50%Imax): [C0/180]Total=101.0
 [C90/270]Total=40.9
 Field angle(10%Imax): [C0/180]Total=125.1
 [C90/270]Total=110.6
 Maximum s/h(1/2): C0_180=1.88 C90_270=1.17
 Maximum s/h(1/4): C0_180=1.70 C90_270=1.00
 Up flux rate of lamp(%): 0.00%
 Down flux rate of lamp(%): 0.00%
 Up flux rate of LUM(%): 0.11%
 Down flux rate of LUM(%): 99.89%
 CIE Type : Direct lighting
 Output flux ratio in π solid angle : 91.811%



Max, Ave Beam angle of C22.5plane107.97