TECHNICAL DATA SHEET

NAME: LED Flood Light

P/N: EAG-FL-150W-111X-1602

Note：The Letter X in P/N stands for
1：Short Bracket
2：Long Bracket

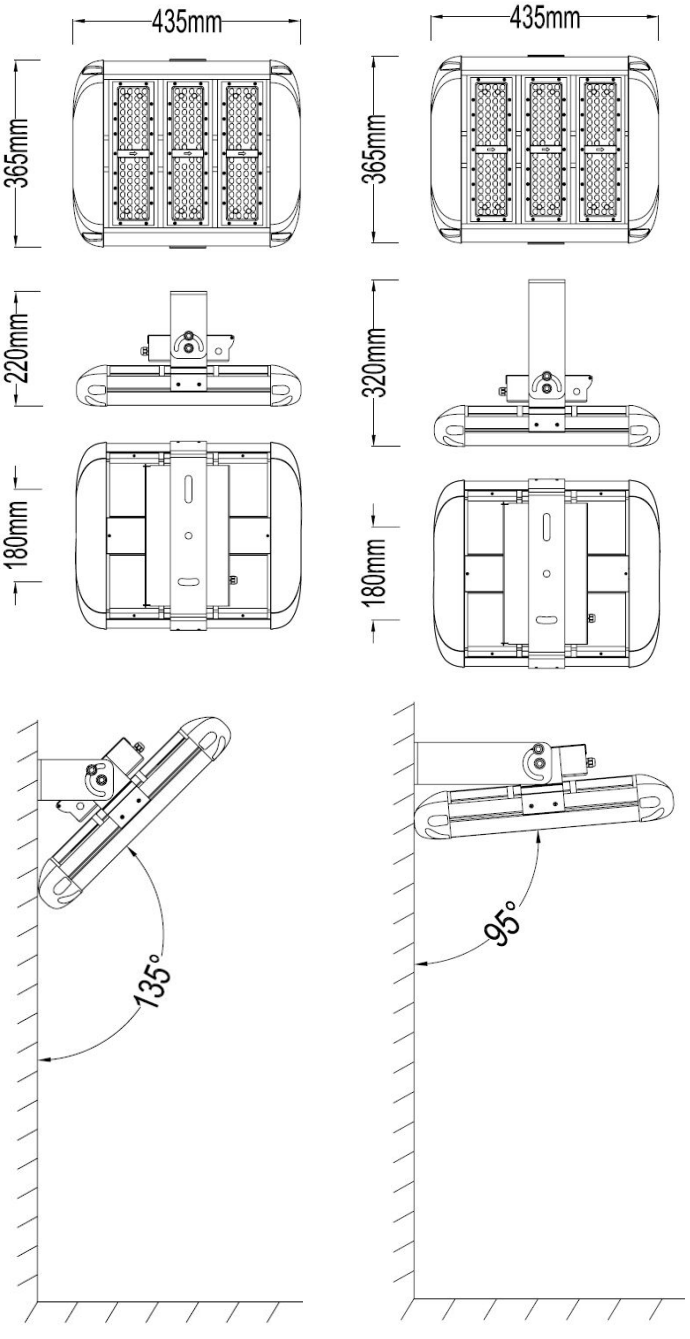

Advantage：

- UL cUL DLC certificate
- PHILIPS Chip, High CRI
- Mean Well IP65 driver,
  Input voltage 200-480VAC
- 150*75° lens angle
- No UV or IR in the beam
- No maintenance
- Energy efficient, Long lifespan
- Light is soft and uniform, Safe to eyes
- Instant start, NO flickering, NO humming
- Green and eco-friendly without mercury.

Application：

- Architectural Flood and Spot Luminaires

Different brackets for installation to help you get the best viewing angle

EAG-LED
13046 Racetrack Rd Suite 187
Tampa FL 33626

www.eag-led.com
info@eag-led.com
813-463-2420

TECHNICAL DATA SHEET

Product Specifications

Product name	LED Flood Light
Part No	EAG-FL-150W-111X-1602
Dimension	435*365*220mm---EAG-FL-150W-1111-1602 435*365*320mm---EAG-FL-150W-1112-1602

Technical Characteristic

Color temperature	4000K	5000K	5700K
CRI	>70		
Lumen	20000-21000LM		
Input Power	150W		
Viewing Angle	150*75° TYPE Ⅱ		
Input Voltage	200-480VAC 50/60Hz		
Driver model	HVG-150-48A (Mean Well Driver)		
PFC	>0.9		
Waterproof Rating	IP65		

Materials

LED Brand	PHILIPS LUMILEDS
LED Type	LUXEON 3030 2D（1.5W）
LED QTY	210 PCS
Housing	Aluminum
Housing color	Silver
LED Module number	3

Others

Operating Temperature	-20℃ TO 45℃
Operating Humidity	20%-90% RH
Storage Temperature	-30℃ TO 80℃
Storage Humidity	10%-95%
Application	Outdoor / Indoor
Safety Certification	UL、cUL、DLC
Warranty Time	5 Years

EAG-LED
13046 Racetrack Rd Suite 187
Tampa FL 33626

www.eag-led.com
info@eag-led.com
813-463-2420

TECHNICAL DATA SHEET

Light Distribution Testing Parameters

DATA OF LAMP		PHOTOMETRIC DATA Eff: 137.18 lm/W			
MODEL	150W	Imax(cd)	10871	S/MH(C0/180)	1.45
NOMINAL POWER(W)	150	LOR(%)	100.0	S/MH(C90/270)	1.80
RATED VOLTAGE(V)	277	TOTAL FLUX(lm)	20816	η UP,DN(C0-180)	0.2,30.9
NOMINAL FLUX(lm)	20816.3	CIE CLASS	DIRECT	η UP,DN(C180-360)	0.1,68.9
LAMPS INSIDE	1	η up(%)	0.2	CIBSE SHR NOM	1.50
TEST VOLTAGE(V)	277.0	η down(%)	99.8	CIBSE SHR MAX	1.55

LUMINOUS INTENSITY DISTRIBUTION DIAGRAM

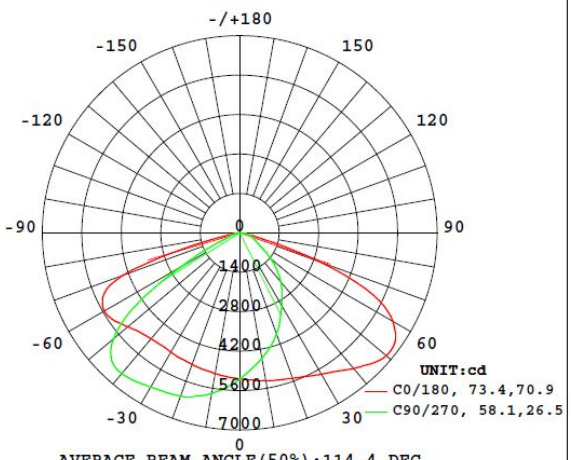

AVERAGE BEAM ANGLE(50%):114.4 DEG

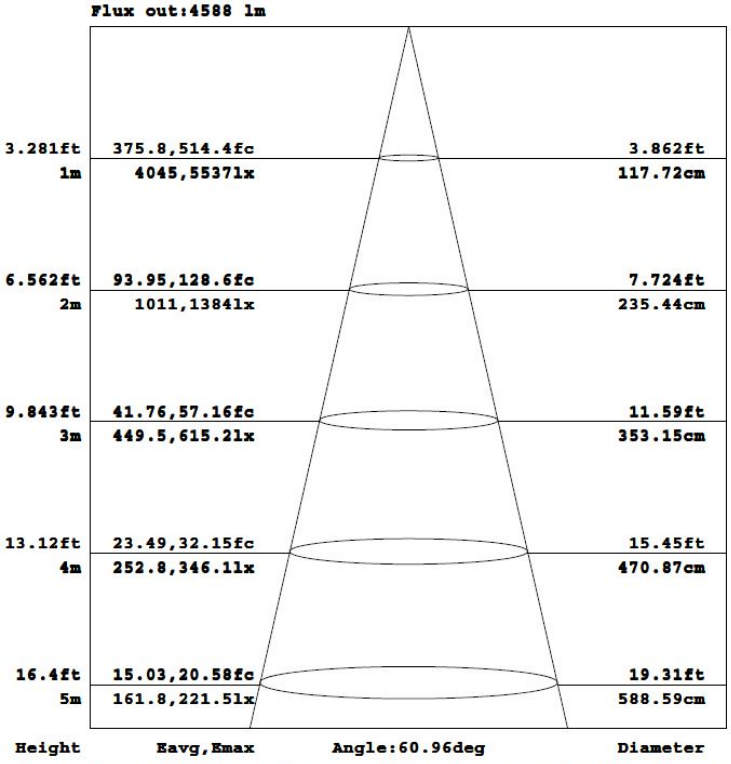

Note:The Curves indicate the illuminated area and the average illumination when the luminaire is at different distance.

EAG-LED
13046 Racetrack Rd Suite 187
Tampa FL 33626

www.eag-led.com
info@eag-led.com
813-463-2420